

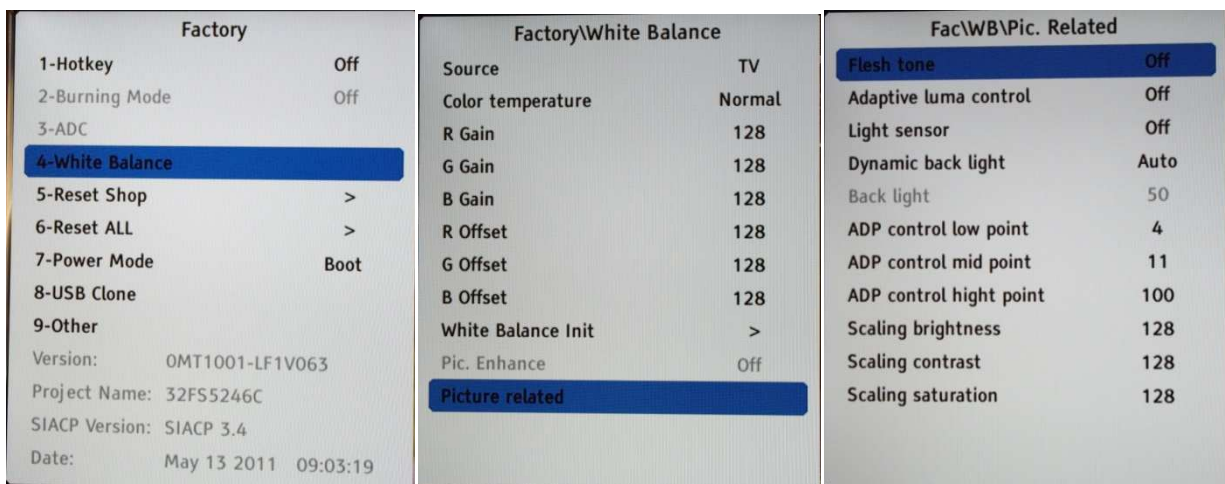
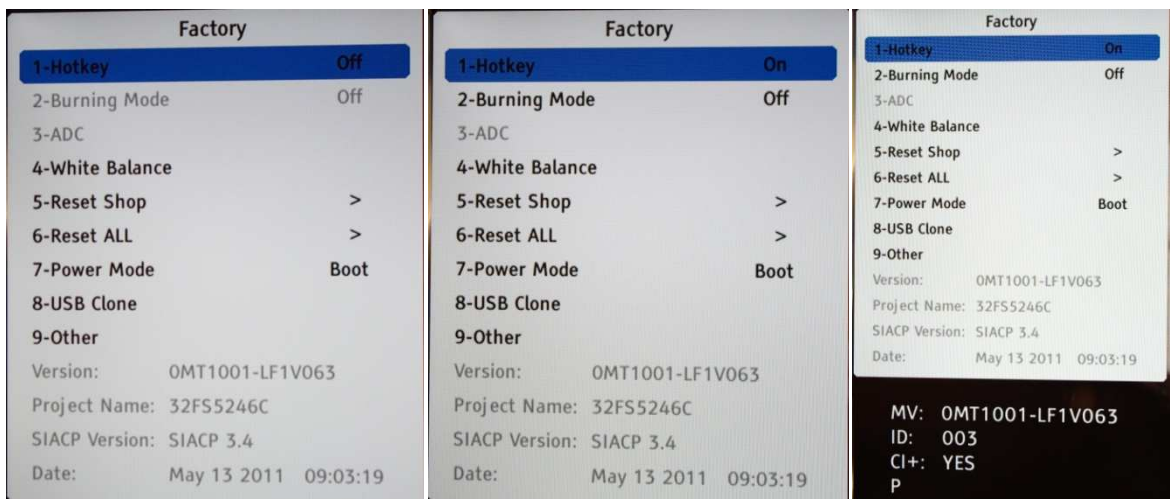
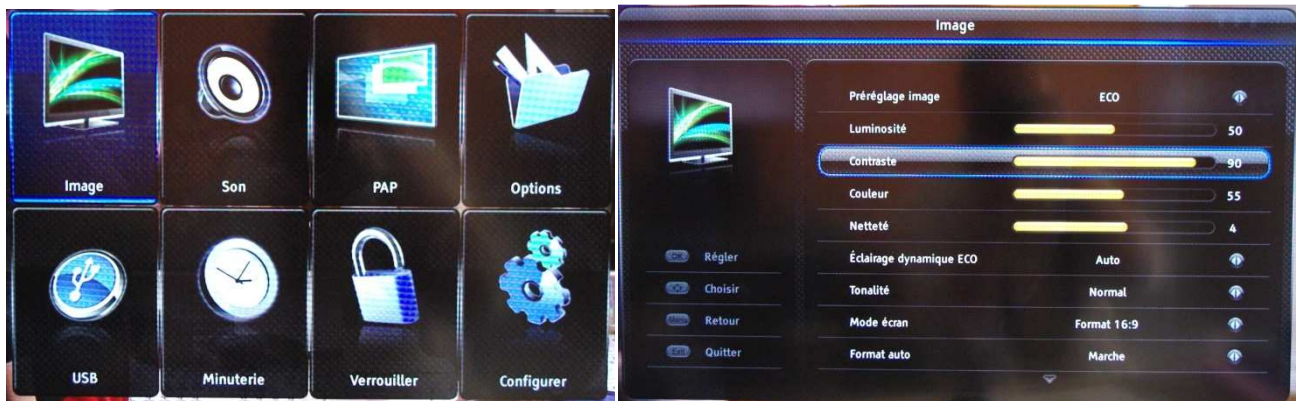
InfoTech N°0027

Factory Menu MT10x

MT10L	Entry Level Range	MT10B	Mid Range	MT10Fx	Mid Range DLNA
TCL	19L55HC	TCL	32L55HC	THOMSON	32FT5453
TCL	22L55FC	TCL	L32D3300C	THOMSON	32FT5455
TCL	24L55FC	TCL	L40D3300FC	THOMSON	32HT5453
TCL	26L55HC	THOMSON	32FS5246C	THOMSON	40FT5453
TCL	L22E3110FC	THOMSON	32HS5246C	THOMSON	40FT5455
TCL	L24D3300FC	THOMSON	32HT4253	THOMSON	46FT5453
TCL	L24E3110FC	THOMSON	40FS5246C		
TCL	L26E3110C	THOMSON	40FT4253		
TCL	L32E3110C	THOMSON	42FS4246C		
THOMSON	19HS5246C	THOMSON	42FS4246CW		
THOMSON	22FS4246C	THOMSON	46FS5246C		
THOMSON	22FS4246CW				
THOMSON	22FS5246C				
THOMSON	24FS4246C				
THOMSON	24FS4246CW				
THOMSON	24FS5246C				
THOMSON	24FT4253				
THOMSON	24FT5253				
THOMSON	26HS2246C				
THOMSON	26HS3246C				
THOMSON	26HS4246C				
THOMSON	26HS4246CW				
THOMSON	26HS5246C				
THOMSON	32HS2246C				
THOMSON	32FS3246C				
THOMSON	32HS3246C				
THOMSON	32HS4246C				
THOMSON	32HS4246CW				
THOMSON	32HT2253				
THOMSON	40FS3246C				
THOMSON	40FT2253				

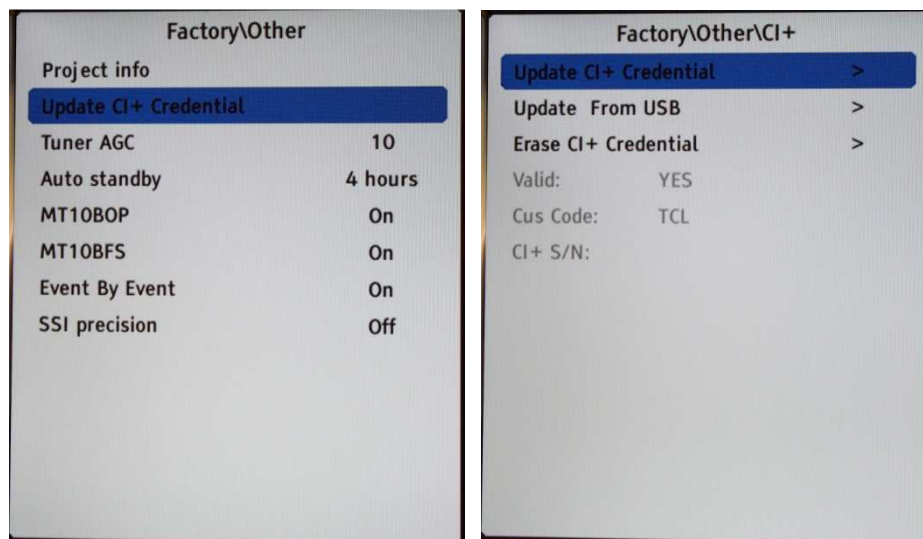
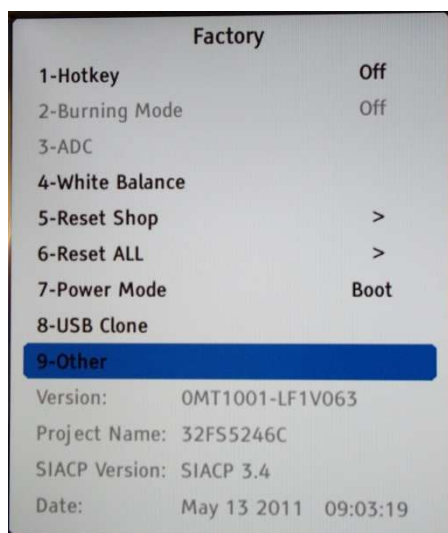
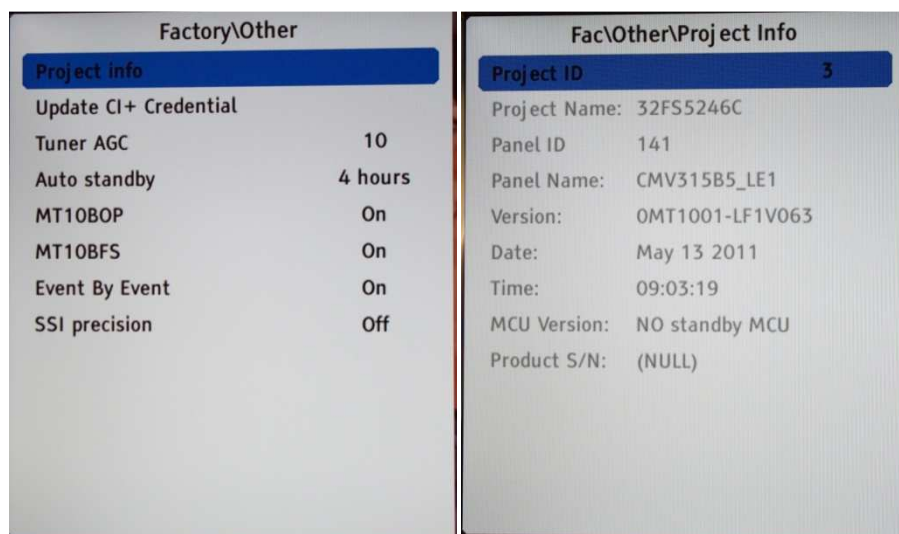
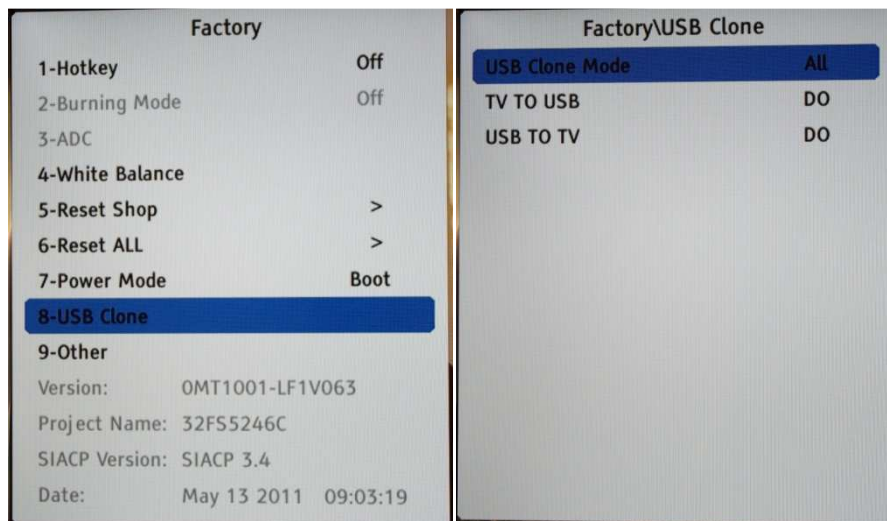
TCL	Factory Menu MT10x	InfoTech 0028.docx
15-May-2011	Page 1 on 3	Version : 1.0

- 1/ Select "MENU"
- 2/ Enter "Picture" and "OK"
- 3/ Go on contrast line and press "9735" with the Remote Control
- 4/ Factory Menu screen will appear



TCL	Factory Menu MT10x	InfoTech 0028.docx
15-May-2011	Page 2 on 3	Version : 1.0

These drawings and specifications are the property of TCL and shall not be reproduced or copied or used as the basis for the manufacture or sale of apparatus or devices without permission



Information

When hotkey is ON, you can come back to factory menu with "RETURN" key on remote control

TCL	Factory Menu MT10x	InfoTech 0028.docx
15-May-2011	Page 3 on 3	Version : 1.0